

Objective & Key Results

Introduction

[Objectives & Key Results](#) (OKR, alternatively OKRs) is a goal-setting framework used by individuals, teams, and organizations to define measurable goals and track their outcomes. We will use this framework to increase our focus and intentionality.

We use [Goals](#) feature in Asana to manage our team OKRs.

Basic Principles

We stick to a 2-level goals hierarchy:

- The top level goals represent the Objectives.
- The sub-goals represent the Key Results.

Objectives are defined and tracked yearly.

Key Results are defined and tracked quarterly. KRs can be repeated (these KRs are generally important things that we need to track all year long, but for which the analysis makes sense at a higher frequency).

OKRs are public to the entire company.

The OKR management process is a collaborative process to which everyone is expected to contribute.

Management Process

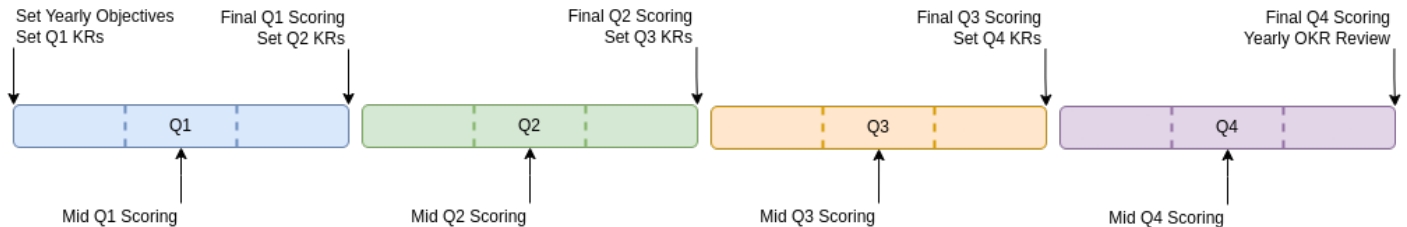
Accountability

The CTO is ultimately accountable for the performance of the Tech Team and therefore accountable for the OKR process. Tech Team Management is responsible for its day-to-day execution.

Objectives and Key Results are owned by a single person. That person is accountable for achieving the target. The owner can share or delegate the execution with approval of Tech Team Management. That approval is required to make sure that people have enough capacity to do the work.

OKR Management Calendar

The OKRs are managed following the calendar below.



Activity	Description
Set Yearly Objectives	<ul style="list-style-type: none"> Tech Team Management sets the objectives based on the past year and the already identified goals and challenges for the upcoming year.
Set Q# KR's	<ul style="list-style-type: none"> Tech Team Management sets the goals for the quarter, factoring the inputs from team members.
Mid Q# Scoring	<ul style="list-style-type: none"> Each goal owner updates the scores that best reflects their current progress. The scores are reviewed and discussed at the following Tech Team Management Meeting.
Final Q# Scoring	<ul style="list-style-type: none"> Each goal owner provides the final scores for the quarter. The scores are reviewed and discussed at the following Tech Team Management Meeting. A team-wide review takes place at the following All Hands.
Yearly OKR Review	<ul style="list-style-type: none"> Tech Team Management compiles the data on OKRs and shares an analysis with the entire team.

Collaborative Nature Of The Process

The member of Tech Team Management directly manage the entire Tech Team. As such they are expected to socialize and proactively collect feedback on KR: suggestions to achieve current targets, suggestions for future KRs, etc...

All team members are expected to proactively participate in the OKR process by either providing direct feedback to members of the Tech Team Management during their 1-to-1 and during the planned team-wide discussion blocks such as the All Hands. Feedback and suggestions are welcome at any other time.

You can suggest KRs at **anytime** by adding a task in the [OKR Suggestions](#) project in Asana.

It's super simple:

- Create a task in the **Suggestions** section using the Key Results Template.
- Assign it to yourself so we know who made the suggestion.
- Select the objective. If you are not sure, you can pass.
- Fill in the description as explained in the task template.

Managing OKRs With Asana

Create An Objectives

Fill in the form as follows:

- **Title:** Short and clear statement
- **Goal Owner:** CTO
- **Accountable Team:** Team - Tech - General
- **Time Period:** FY# #
- **Privacy:** Public
- **Members:** Team - Tech - General [Can edit] (automatically set once the Accountable Team is selected)
- **Parent Goal:** None
- **Update Method:** Automatic
- **Progress Source:** Sub-goals
- **Measurement:** Percent

The result should look something like below.

Add goal ✕

What is a goal or key result you want to accomplish?

Goal title *

Goal owner

Company or accountable team

Time period ⓘ

Privacy

Members ⓘ

Parent goal

How will you measure progress toward success?
[Learn to set measurable targets](#)

Update method *

Progress source *

Measurement *

Cancel Save goal

Feel free to set a description for the objective once it is created.

Create A Key Result

Fill in the form as follows:

- **Title:** Short and clear statement
- **Goal Owner:** Anyone in theory, Tech Team Management member in most cases
- **Accountable Team:** Team - Tech - General

- **Time Period:** Q# FY##
- **Privacy:** Public
- **Members:** Team - Tech - General [Can edit] (automatically set once the Accountable Team is selected)
- **Parent Goal:** Select the corresponding parent goal
- **Update Method:** Manuel
- **Measurement:** Choose the appropriate option
- **Current Value:** Input the starting value
- **Target Value:** Input the target value that we intend to achieve by the end of the quarter

The result should look something like below.



Add goal ✕

What is a goal or key result you want to accomplish?


Goal title *

Create A Bad A** Rocket


Goal owner Company or accountable team

 Guillaume Deflaux ✕  Team - Tech - General ✕


Time period ⓘ Privacy

Q1 FY24 Jan 1, 2024 – Mar 31, 2024 ▼  Public ▼

Members ⓘ

 10 Team - Tech - General ✕ Can edit ▼

Parent goal

 Put A Human Being On The Moon ✕

How will you measure progress toward success?
[Learn to set measurable targets](#)

Update method *	Measurement *	Current value *	Target value *
Manual ▼	% Percent ▼	0%	100%

Cancel Save goal

Scoring Scale

Once the goal is created, the description **must** be updated to specify the scoring scale of the KR.

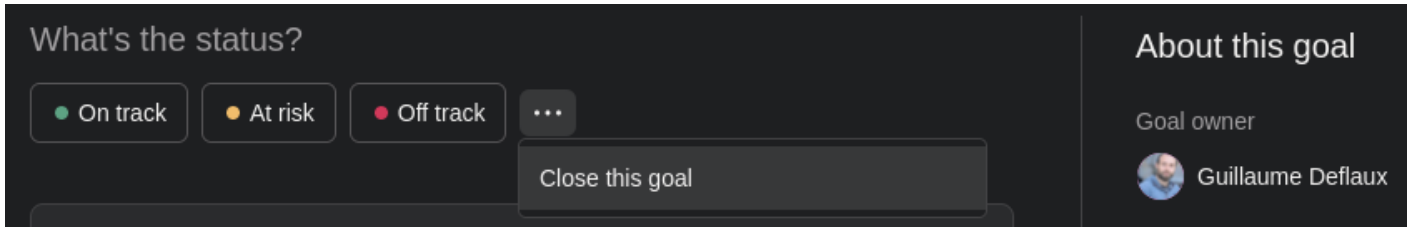
For the scoring scale we use a % scale, even for discrete targets, since in most cases some work is done even if the goal is not achieved. Each step builds on the previous one.

- 0% - Nothing done / dropped
- 30% - Did something, but not enough for change to materialize
- 50% - Goal partially achieved

- 70% - Goal achieved (actual target)
- 100% - Goal surpassed (good to think about what surpassing the goal is)

Score A Key Result

Scoring KRs is done using the Status Update feature.



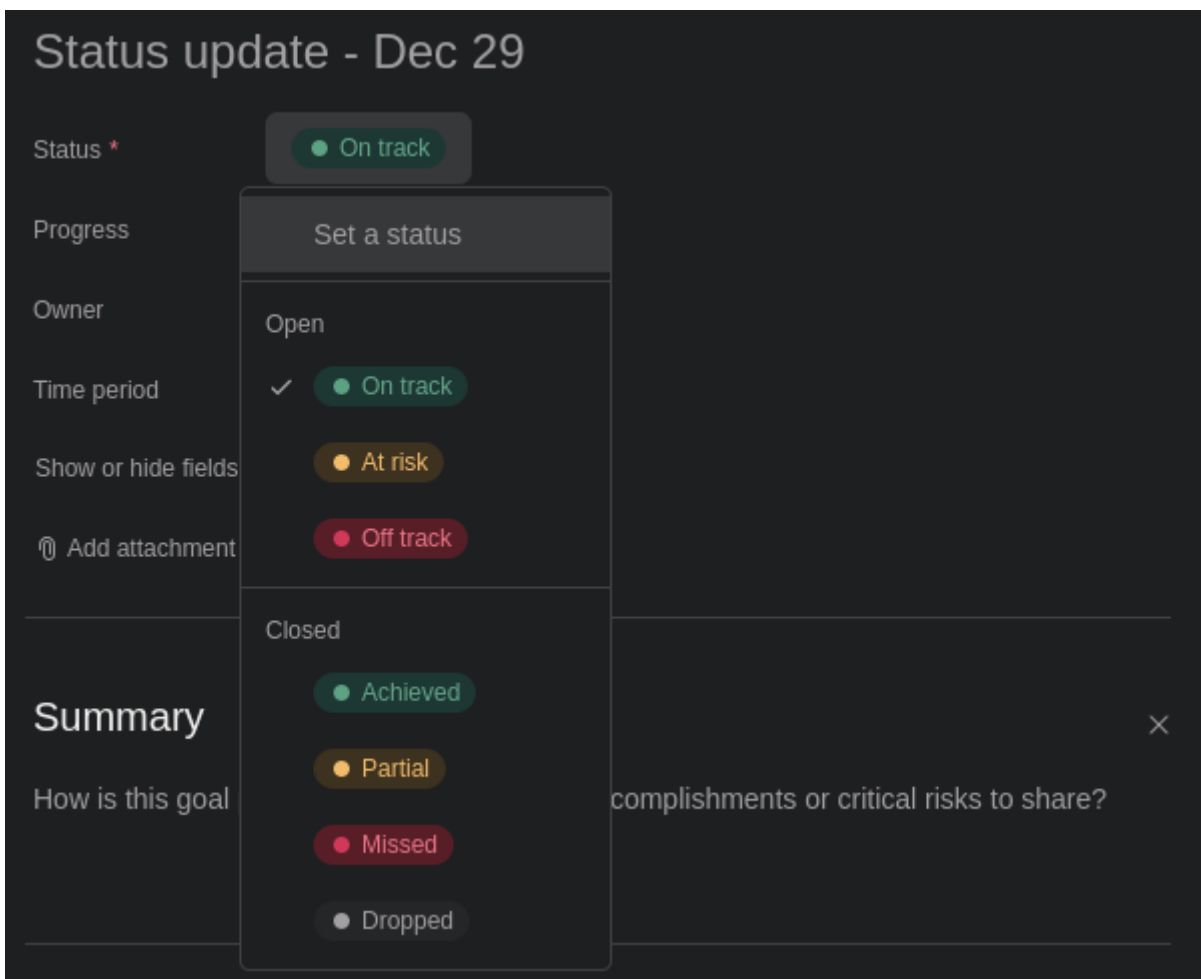
If you are performing the Mid Quarter Scoring, click on one of the highlighted statuses.

If you are performing the Final Scoring, click `Close this goal`.

Scoring a Key Result implies the following 3 steps.

1. Setting The Status

Select the appropriate status. See description below.



Status	Description
Open Statuses - Relevant for <u>mid quarter</u> scoring	
<input type="checkbox"/> On Track	You expect to achieve the target.
<input type="checkbox"/> At Risk	You think it's going to be difficult to achieve the target, but that it's still doable.
<input type="checkbox"/> Off Track	You don't think you will be able to achieve the target.
Closed Statuses - Relevant for <u>final</u> scoring	
<input type="checkbox"/> Achieved	All things considered, you think that the target was achieved.
<input type="checkbox"/> Partial	You did not achieve the target but did reasonable progress.
<input type="checkbox"/> Missed	You did not do substantive progress.
<input type="radio"/> Dropped	You decided to drop the target during the quarter.

2. Updating The Progress (Score)

Score the KR according to the on the scoring scale

Status * ● On track

Progress / 100% ▬ 25%

Owner Guillaume Deflaux

Time period Q1 FY24

3. Provide Context


Fill in at least the Summary section.

Status update - Dec 29

Status *

● At risk

Progress

25% / 100%  25%

Owner

Guillaume Deflaux

Time period

Q1 FY24

Show or hide fields ▾

 Add attachment

Summary



It took forever to get the schematics done because we were unable to procure the PCB design software...

Revision #16

Created 2023-12-29 09:39:12 UTC by Guillaume Deflaux

Updated 2024-01-11 16:22:46 UTC by Guillaume Deflaux